






Now all who come by these presents the
greeting of **King's name and Queen's,**
King and Queen of Caid. By virtue
of the skill at arms and noble presence **he** hath
displayed upon the field of honor, **We** do
hereby publicly commend Our subject 
Name
and admit **him** to the Order of the Crescent
Sword of Caid. 
Given under Our hand and seal as of this **33rd**
day of **September** **2000** Anno Domini, being
100 Anno Societatis. 

Rex Caidis

Reginia Caidis

delineabit William A.S. 39

pinxit

Copyright 2004 William Stephenson

Cut at the dotted line after everything is filled in, and before handing out the scroll.

Court: The big disk at the bottom is for the Great Seal of Caid. Scrolls are generally sealed by the Scribe Armarius. This can be done before handing out the scroll, or the recipient can be told to take it the Scribe Armarius later for sealing.

Scribe: Fill in **King's** name, **Queen's** name, and **recipient's** name. If the recipient is female; add an **s** to make he read **she** in the line : "...he hath displayed", and **er** to the "h" in the line "... and admit h...". If recipient is male; add **-im** in the same location. Fill in the **day, month, year** (common era and AS). Have the King and Queen sign above the locations provided for Their signatures.

Painter: Painting should be done with a good quality gouche. Check with the Scribe Armarius or the head of your local scriptorium for colors and techniques appropriate to this scroll design. The Caid Crescents at the bottom and sides should be painted so as to leave the crescents white against a blue background. The Crescent Sword medallion at the top should be painted so as to leave the the crescent sword and embattlement white against a blue background

a b c d e f g h i j k l m n o p q r s t u v w x y z &

Print or photocopy the master onto 11" X 17" white or off-white paper. 90 lb paper or heavier is best, but anything heavier then 20 lb (normal typing paper) is acceptable. Heavier paper holds up better when painted.